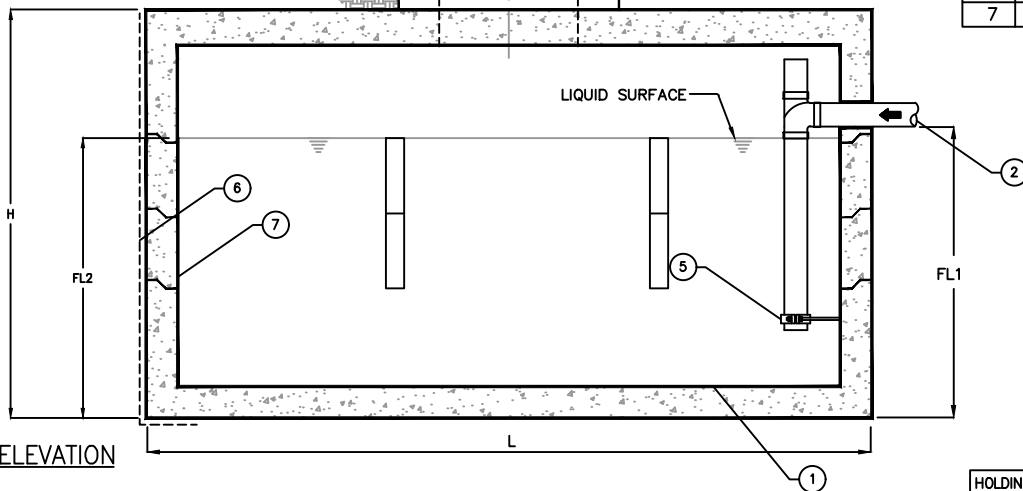
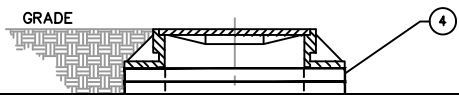
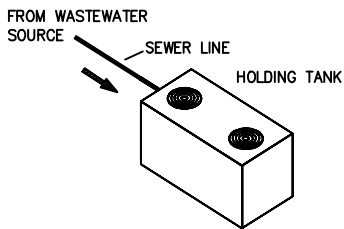


PLAN VIEW



ELEVATION

KEYED NOTES		
MARK	QTY	DESCRIPTION
1	1	PRECAST CONCRETE TANK
2	1	X" INLET
3	1	NAMEPLATE INDICATING: MFG: ParkUSA 888-611-PARK MODEL: HT-5000 THRU 15000 DATE MANUFACTURED
4	1	CONCRETE EXTENSION
5	1	GALVANIZED RISER SUPPORT (TYPICAL)
6	1	SECONDARY HPDE LINERS ARE AVAILABLE
7	1	PROTECTIVE COATINGS ARE AVAILABLE



- OPTIONS:
- HIGH WATER ALARM
 - LADDERS OR STEPS
 - INTERIOR / EXTERIOR COATINGS
 - PUMPS & CONTROLS

TYPICAL APPLICATIONS INCLUDE COMMERCIAL AND INDUSTRIAL WASTEWATER SERVICE WHERE THE WASTEWATER IS DETAINED FOR PERIODIC REMOVAL BY A VACUUM PUMP SERVICE COMPANY. THE HOLDING TANK IS GENERALLY BURIED BELOW GRADE FOR GRAVITY FLOW INLET.

SPECIFICATIONS

CONCRETE: CLASS I CONCRETE WITH DESIGN STRENGTH OF 4500 PSI AT 28 DAYS. UNIT IS OF MONOLITHIC CONSTRUCTION AT FLOOR, FIRST STAGE OF WALL AND BAFFLE WITH SECTIONAL RISER TO REQUIRED DEPTH.

REINFORCEMENT: GRADE 60 REINFORCED WITH STEEL REBAR CONFORMING TO ASTM A615 ON REQUIRED CENTERS OR EQUAL.

C.I. CASTINGS: MANHOLE FRAMES, COVERS OR GRATES ARE MANUFACTURED OF GREY CAST IRON CONFORMING TO ASTM A48-76 CLASS 30. MANHOLE SHALL BE NOMINAL 24 INCH INSIDE DIAMETER AND BE TRAFFIC DUTY.

ENGINEERING DATA
ITHE HOLDING TANK IS STRUCTURALLY & HYDRAULICALLY ENGINEERED TO CONFORM TO REGIONAL PLUMBING CODES RECOMMENDED IN MOST CITIES. CONSULT WITH LOCAL AUTHORITIES FOR SPECIFIC APPLICATION REQUIREMENTS.

SHOP DRAWINGS SHALL INCLUDE COMPLETE STRUCTURAL & BOUYANCY CALCULATIONS CERTIFIED BY A LICENSED PROFESSIONAL ENGINEER.

CONSULT WITH PARK EQUIPMENT COMPANY FOR EXACT EXCAVATION DIMENSIONS & SHIPPING INFORMATION.

HOLDING TANK SCHEDULE						
MODEL NO.	EMPTY WT (LBS)	LENGTH L	WIDTH W	HEIGHT H	INLET FL1	DEPTH FL2
HT-5000	52,000	16'-0"	8'-6"	8'-0"	6'-9"	6'-6"
HT-6000	56,000	18'-0"	9'-0"	8'-0"	6'-9"	6'-6"
HT-7000	61,000	18'-0"	9'-0"	9'-2"	7'-11"	7'-8"
HT-8000	65,000	18'-0"	9'-0"	10'-0"	8'-9"	8'-6"
HT-9000	69,000	18'-0"	9'-0"	10'-10"	9'-7"	9'-4"
HT-10000	73,300	18'-0"	9'-0"	12'-0"	10'-9"	10'-6"
HT-11000	105,000	21'-2"	11'-2"	9'-6"	8'-3"	8'-0"
HT-12000	108,000	21'-2"	11'-2"	10'-0"	8'-9"	8'-6"
HT-13000	111,000	21'-2"	11'-2"	10'-6"	9'-10"	9'-7"
HT-14000	114,000	21'-2"	11'-2"	11'-2"	9'-11"	9'-8"
HT-15000	117,000	21'-2"	11'-2"	12'-2"	10'-11"	10'-8"

OTHER SIZES ARE AVAILABLE. CONTACT US FOR MORE INFORMATION



MEMBER

© ParkUSA. ALL RIGHTS RESERVED.



HOLDING TANK SERIES HT
5000 THRU 15000 GALLON CAPACITY

PM	PC	DRN	ENG	DWG. NO.	REV.
				HT-2	A
DATE	2023				

PLOTTED ON 12/14/2023 4:06 PM BY howerton, Chris, v:\Partings\Website 2022 - NEED TO OCCURT\Worked on\HT-2-UPDATED-2022

CREATED ON 12/15/2022 BY chowerton
LAST MODIFIED ON 12/14/2023 4:06 PM BY chowerton