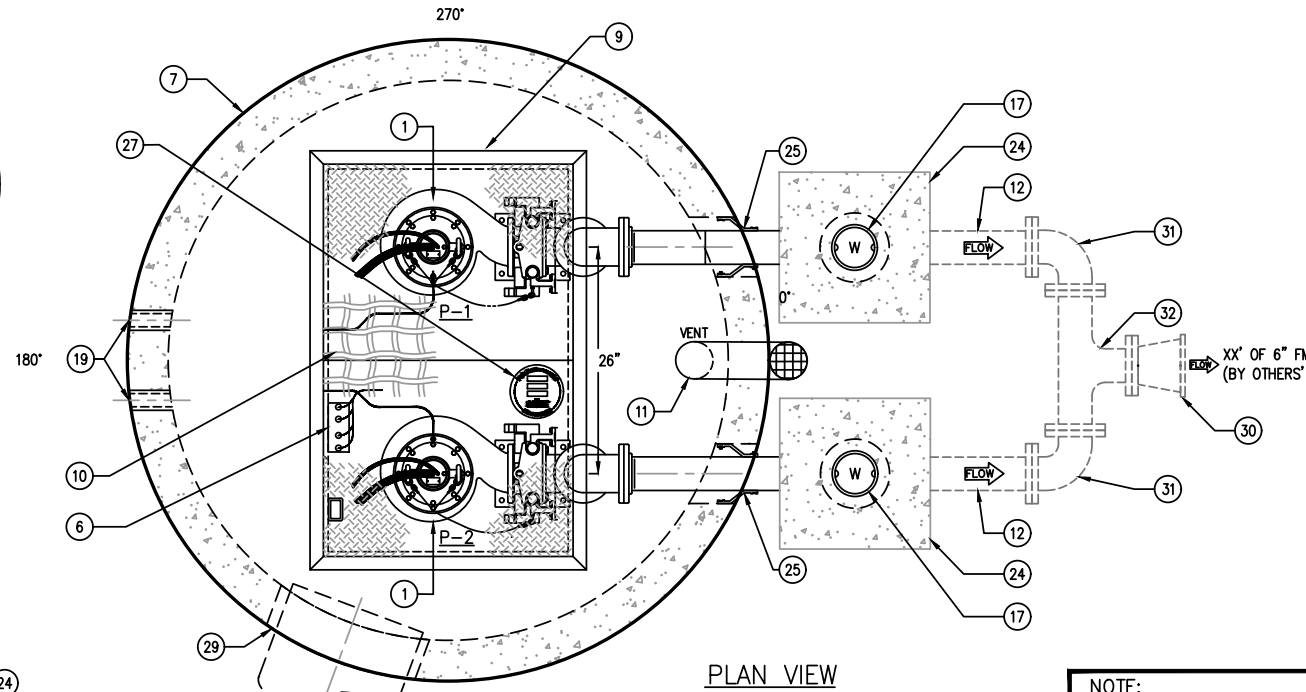



STATION OPERATION LEVELS		
RISING LEVEL CYCLE		
WATER LEVEL ELEVATION	ACTION	PUMPS IN OPERATION
XX.XX'	PUMP "ON", FS-2	PUMP "ON"
XX.XX'	POND GRAVITY FLOWS, FS-3	PUMP "OFF"
XX.XX'	HIGH WATER IN DITCH, FS-4	ALARM "ON"
FALLING LEVEL CYCLE		
XX.XX'	HIGH WATER IN DITCH, FS-4	ALARM "OFF"
XX.XX'	GRAVITY FLOW STOPS, FS-3	PUMP "ON"
XX.XX'	PUMPS "OFF" LEVEL, FS-1	PUMP "OFF" PUMP 1 SWITCHES TO PUMP 2

SYSTEM DESIGNED TO RUN 1 PUMP AT A TIME. (ALTERNATING STARTS)

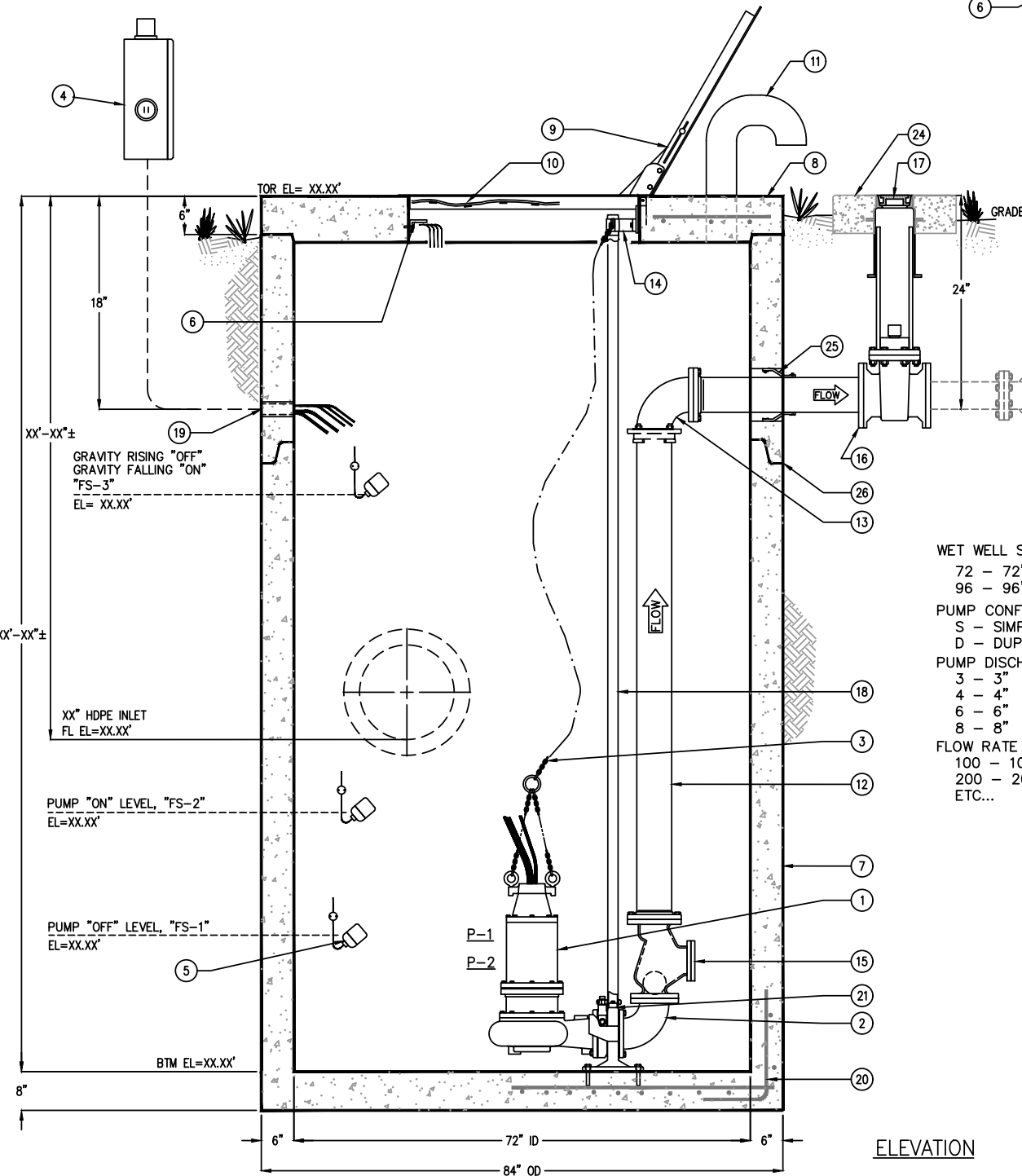


PLAN VIEW

DRAWING NOT FOR SUBMITTAL.
CONTACT PARKUSA FOR LIFT
STATION DESIGN ASSISTANCE.

- NOTE:
ALL DASHED PIPING TO BE
FURNISHED BY CONTRACTOR
- NOTE:
VERIFY ALL ELEVATIONS
PRIOR TO FABRICATION
- NOTE:
VERIFY ALL INLET/OUTLET
ORIENTATIONS PRIOR TO
FABRICATION

KEYED NOTES		
MARK	QTY	DESCRIPTION
1	2	4" SUBMERSIBLE PUMP
2	2	4" BASE ELBOW
3	2	SS LIFT OUT CHAINS
4	1	DUPLEX CONTROL PANEL NEMA 4X W/ VISUAL HIGH-LEVEL ALARM, (MOUNTED AND WIRED BY OTHERS)
5	3	FLOAT SWITCH
6	1	SS CABLE BRACKET
7	1	72" DIA x XX'-XX" DEEP CONCRETE WET WELL
8	1	6" THK FLAT CONCRETE TOP
9	1	30"x48" SINGLE LEAF ALUMINUM HATCHWAY
10	1	SAFETY NET
11	1	4" GALVANIZED VENT
12	2	4" FL x PE DUCTILE IRON PIPE
13	2	4" DI 90° ELBOW FL x MJ w/ STAR GRIPS
14	2	SS UPPER GUIDE RAILS
15	2	4" FLG BALL CHECK VALVE
16	2	4" DIRECT BURY GATE VALVES
17	2	CAST IRON VALVE BOX
18	4	SS GUIDE RAILS
19	2	3" CONDUIT
20	-	REBAR AS REQ'D
21	2	LIFT-OUT ASSEMBLY
22	-	NOT USED
23	-	NOT USED
24	2	24" SQ CONCRETE PAD (BY OTHERS)
25	3	RESILIENT RUBBER BOOT
26	-	ALL JOINTS MADE WATER-TIGHT w/ PLASTIC FLEXIBLE GASKET (RAMNEK)
27	1	NAMEPLATE INDICATING: MFG: ParkUSA 888-611-PARK www.ParkUSA.com MODEL: WW72-NCD4-340-18.3-050-03 DATE MANUFACTURED
28	1	REMOTE MOUNT DITCH FLOAT
29	-	NON-SHRINK GROUT (BY OTHERS)
30	1	4"x6" REDUCER (BY OTHERS)
31	2	4" MJ DI 90° ELL (BY OTHERS)
32	1	4" MJ DI 90° TEE (BY OTHERS)



ELEVATION

- MODEL NUMBER: ParkUSA
888-611-PARK, www.PARKUSA.com
WW72-NCD4-340-18.3-050-03
- WET WELL SIZE (ID)
72 - 72" DIA
96 - 96" DIA
- PUMP CONFIGURATION
S - SIMPLEX
D - DUPLEX
- PUMP DISCHARGE SIZE
3 - 3"
4 - 4"
6 - 6"
8 - 8"
- FLOW RATE CAPACITY (GPM)
100 - 100 GPM
200 - 200 GPM
ETC...
- POWER CHARACTERISTICS
43 - 460V/3PH/60Hz
23 - 230V/3PH/60Hz
21 - 230V/1PH/60Hz
03 - 208V/3PH/60Hz
- PUMP MOTOR SIZE
050 - 5.0 HP
075 - 7.5 HP
100 - 10.0 HP
150 - 15.0 HP
200 - 20.0 HP
- PUMP HEAD CAPACITY (TDH)
10 - 10' TOTAL DYNAMIC HEAD
20 - 20' TOTAL DYNAMIC HEAD
ETC...

SPECIFICATION
CONCRETE:
CLASS I/II CONCRETE WITH DESIGN STRENGTH OF 4500
PSI AT 28 DAYS. UNIT IS OF MONOLITHIC CONSTRUCTION
AT FLOOR, FIRST STAGE OF WALL AND BAFFLE WITH
SECTIONAL RISER TO REQUIRED DEPTH.

REINFORCEMENT:
GRADE 60 REINFORCED WITH STEEL REBAR CONFORMING
TO ASTM A615 ON REQUIRED CENTERS OR EQUAL.

ALUMINUM HATCH:
300 PSF RATED, 1/4" ALUMINUM SKID-RESISTANT FLOOR
PLATE, STAINLESS STEEL TAMPERPROOF BOLTING, HINGES
& SLAMLOCK.

PUMPS:
PUMPS SHALL BE CENTRIFUGAL TYPE WITH INTEGRAL NON
CLOG UNIT AND SUBMERSIBLE TYPE MOTOR. PUMPS
SHALL HAVE A CAPACITY AS FOLLOWS:

PUMP No.	TYPE	GPM	TDH	RPM	HP	V	PH	Hz
P-1	NON CLOG	340	18.3'	1150	5	208	3	60
P-2	NON CLOG	340	18.3'	1150	5	208	3	60

CONTROLS:
PUMP CONTROLS SHALL BE MOUNTED INSIDE A UL LISTED
NEMA-4X ENCLOSURE AND INCLUDE CIRCUIT BREAKERS,
ALARM CIRCUIT FUSE, IEC RATED MOTOR STARTER, PUMP
HOA, AND ALTERNATOR RELAY. PANEL SHALL HAVE A
VISUAL ALARM BEACON. PANEL IS DESIGNED FOR REMOTE
MOUNTING.

ENGINEERING DATA
FIELD EXCAVATION AND PREPARATION SHALL BE
COMPLETED PRIOR TO DELIVERY OF ASSEMBLY. USE
DIMENSIONAL DATA AS SHOWN. ALL PIPE, VALVES AND
FITTINGS OF THE ASSEMBLY ARE APPROVED BY ONE OF
THE FOLLOWING ASSOCIATIONS:



REV	DATE	BY	DESCRIPTION
A	.	.	.

PROJECT: .
CUSTOMER: .
ENGINEER: .
ORDER #: . PROJ #: .
DATE: . LOCATION: .



STORM SEWER LIFT STATION SUBMERSIBLE NON-CLOG PUMP STATION					
PM	PC	DRN	ENG	DWG. NO.	REV.
.	.	.	.	WW72-NCD4-43	A
DATE	10/22				

CREATED ON 9/30/2022 BY JENNINGS
LAST MODIFIED ON 9/30/2022 2:57 PM BY JENNINGS

PLOTTED ON 10/9/2022 2:38 PM BY Jennings, Jonathan. Y:\Parkdgs\US - LIFT STATIONS\WEBSITE\2022\WW72-NCD4-43 WITH VALVE BOX

© ParkUSA. ALL RIGHTS RESERVED.